



CONSTRUCTION / CLASSIFICATION

Type of vessel	Tug / Supply vessel
Class	Bureau Veritas
Trading area	Unrestricted navigation
Flag	Panama

PRINCIPAL DIMENSIONS

Length overall	29.1 m
Width	9.5 m
Min. operational draught	2.80 m
Gross Tonnage	277 GT

ACCOMMODATION

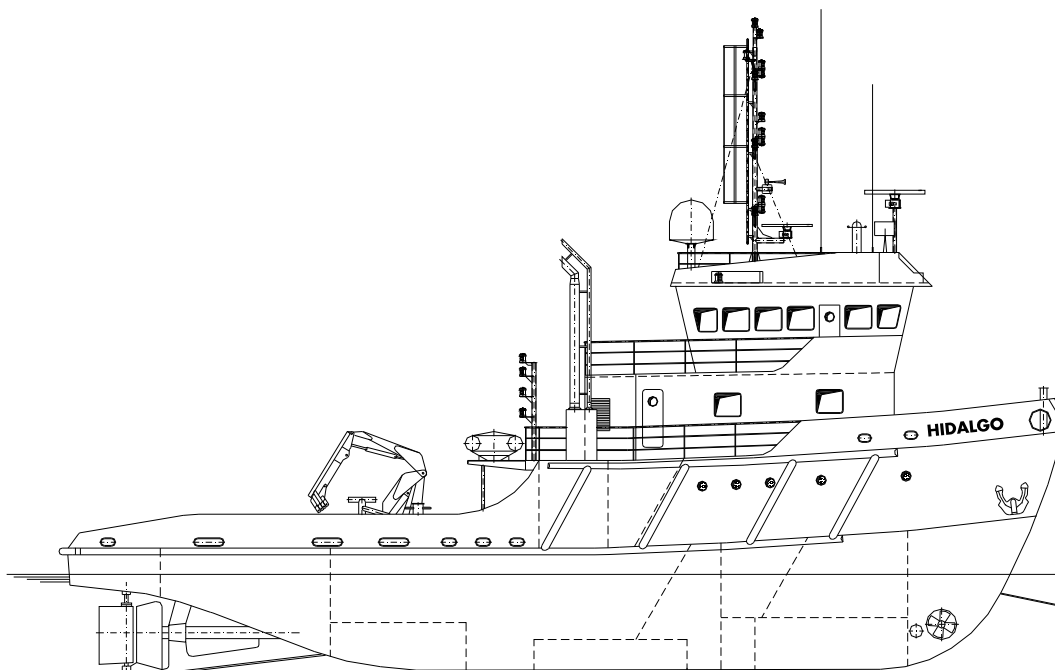
17 Persons, air conditioned, mess room, galley, cold store

MAIN DATA

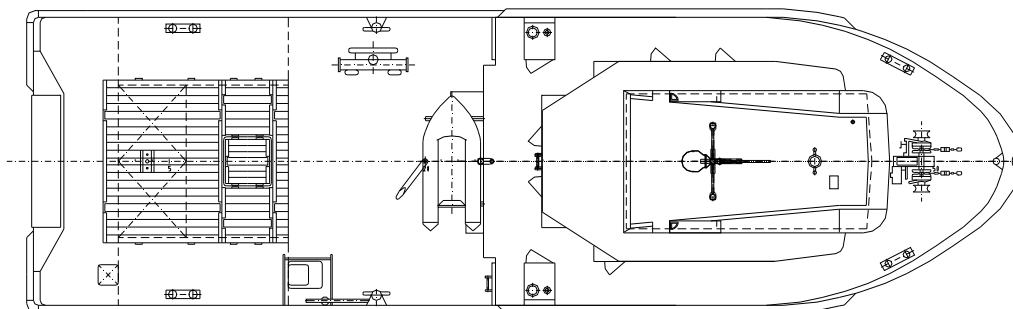
Propulsion	Twin screw, 4-blade fixed pitch props ø1,700 mm
Output main engines	1,475 kW at 1,600 rpm
Bow thruster	149 kW
Bollard pull approx.	27 t
Free running speed	12 knots
Power supply	2 x 70 kVA (parallel configuration)
Towing winch Drum capacity	25 ton pull, 70 ton hold, double drum 1 x 800m ø38 mm, 1 x 600m ø38 mm
Auxiliary winch	6 ton pull
Deck equipment	Towing hook 30 ton SWL, anchor handling roller
Hydraulic crane	16 t

BUNKER CAPACITIES

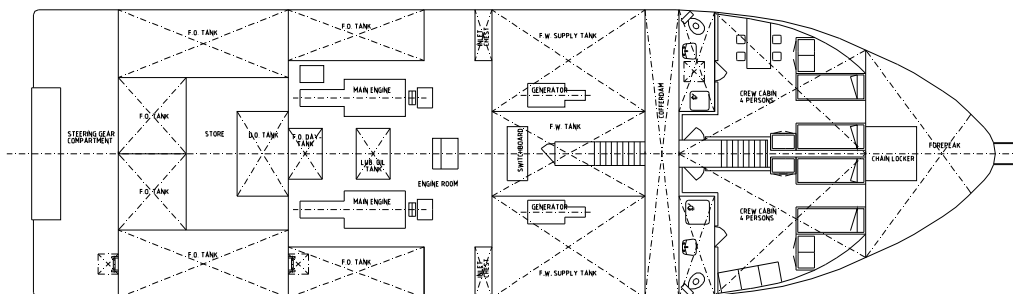
Fuel	98 m ³ (transfer capacity approx. 75%) + day tank 3 m ³ . Equipped with fuel separator and delivery station
Water	30 m ³ + fresh water maker plant



SIDE VIEW



TOP VIEW DECK LEVEL



TOP VIEW BELOW DECK