

EQUIPMENT SHEET

BOKA GLACIER
OCEANGOING TUG



CONSTRUCTION / CLASSIFICATION

Flag/Port of Registry	Malta, Valletta
Builder	Niigata Shipbuilding, Japan
Building year	2005 - 2007
Classification	Bureau Veritas I ✦ HULL ✦ MACH Fire-fighting 1 - water spraying Tug Unrestricted navigation MON-SHAFT

MAIN DATA

Length overall	75.00 m
Length B.P.	66.60 m
Breadth overall	18.00 m
Depth (moulded)	8.00 m
Min/max. draught	4.08/6.8 m
Deadweight	3,568 t
GRT/NRT	3,239/971 t
Panama volume/tonnage	11,521 m ³ /2,279 t
Suez tonnage	2,163 t

ACCOMMODATION

Total bunks	36
Officer and crew	12 (6 x 1) (3 x 2)
Towing crew	24 (6 x 4)

CAPACITIES

FO/MGO	2,201 m ³ 2,113 t
MGO	539 m ³ 469 t
Potable water	216 m ³
Foam tank	11 m ³
Dispersant tank	11 m ³
Deck area	384 m ²

CAPACITIES

Make	4 x Wärtsilä
Type	6L 32
BHP/kW	4 x 4,080 bhp/3,000 kW @ 750 rpm
Propeller	2 x CP propellers, dia. 3,85 m. in nozzles
Bollard pull	approx. cont. 200 t, max. 205 t
Bow thruster	12.5 t / 825 kW
Stern thruster	10.5 t / 736 kW

MAIN COMMUNICATION AND NAVIGATION EQUIPMENT

- INMARSAT C
- INMARSAT F
- GMDSS area 4, MF / HF radio
- NPT

FIFI I & OIL-POLLUTION CONTROL

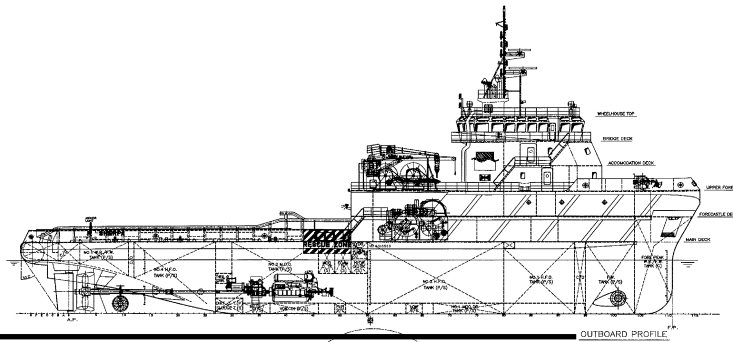
- 2 dual foam/water monitors, capacity each 1,200 m³/hour, remote controlled
- Oil dispersant system

TOWING WINCHES / GEAR

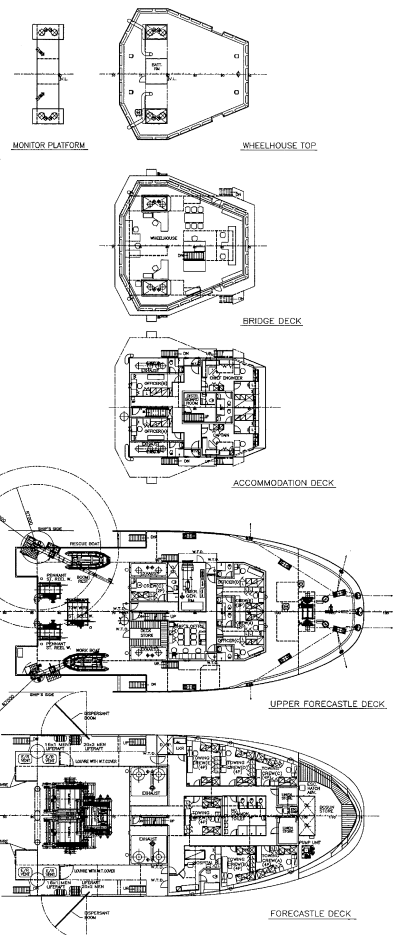
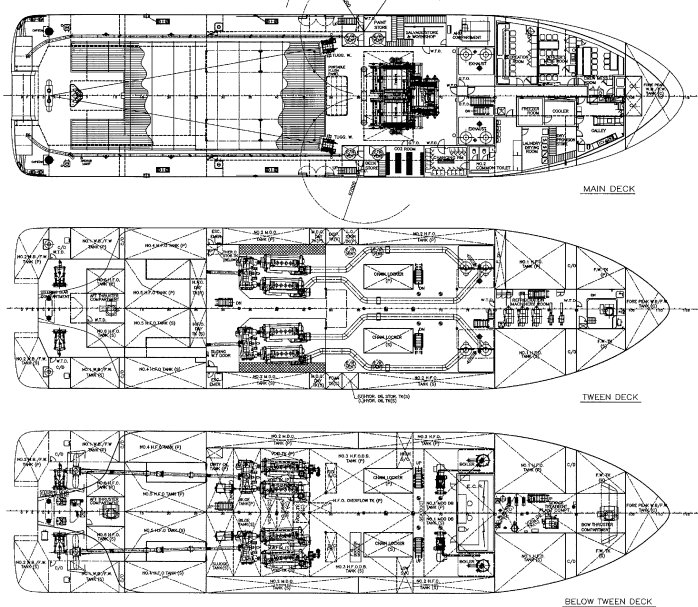
Winch	one electro-hydraulic waterfall type triple drum towing/anchor handling winch, consisting of three declutchable towing/anchor handling drums.
Wires	two towing drums: 1,500 m x 76 mm dia. tow wire each. working drum: 300 m x 76 mm dia. work wire
Chains	1 x 27.5 m towing chain Ø 76 mm (3 inch) 2 x 15 m towing chain Ø 76 mm (3 inch) 2 x 100 m towing pennant Ø 77 mm (3 inch) 1 x 50 m towing pennant Ø 77 mm (3 inch) 2 x 30 m towing pennant Ø 77 mm (3 inch)
Brake holding capacity	400 t

TOWING WINCHES / GEAR (CONTINUED)

Gypsy	2 non-declutchable gypsies, 3 inch
Storage reels	one Spare tow wire-capacity 1,500 x 76 mm four sets of pennant wires on storage reel
Shark jaw	1 hydraulic operated shark jaw SWL 350 t
Tow pins	one set vertical hydraulic guide pins, SWL 200 t
Deck cranes	2 pedestal mounted 360 slewing cranes 8 t SWL at 7 m outreach.
(BOKA EXPEDITION)	1 pedestal mounted 360 slewing crane 7.8 t at SWL 10.7 m outreach. 1 pedestal mounted 360 slewing cranes 8 t SWL at 7 m outreach.



SIDE VIEW



TOP VIEW